

RUSH
WITT &
WILSON



RUSH
WITT &

11 The Green, St. Leonards-On-Sea, TN38 0SU
Guide Price £950,000

*****GUIDE PRICE £950,000 - £1,000,000***** Welcome to this stunning detached house built in 1925 located in the picturesque area of The Green, St. Leonards-On-Sea. This perfect location benefits from being within a short stroll to local bus routes, mainline railway connection found either at Warrior Square or St Leonards station, you will find local cafes and restaurants all close to your home. This property boasts five spacious bedrooms, perfect for a growing family or those who love to host guests on visits to the seaside. The addition of a study provides a quiet space for work or hobbies, ensuring a perfect work-life balance. There are two bathrooms with two separate cloakrooms, a modern fitted kitchen with a utility room. As you step inside, you are greeted by three elegant reception rooms, ideal for entertaining or simply relaxing with loved ones. One of the highlights of this property is the large mature garden that surround the house, providing a tranquil escape from the hustle and bustle of everyday life. Imagine enjoying a cup of tea in the morning or hosting a barbecue in the evenings in this beautiful outdoor space. To the front entrance you enjoy a large driveway offering multiple parking spaces, which ensures convenience for you and your visitors. To the side of the property there is a further driveway that leads to the detached garage. Don't miss the opportunity to make this house your home and create lasting memories in this charming property in St. Leonards-On-Sea.





RUSH
WITT &
WILSON



RUSH
WITT &
WILSON



RUSH
WITT &
WILSON



RUSH
WITT &
WILSON



RUSH
WITT &
WILSON



RUSH
WITT &
WILSON



RUSH
WITT &
WILSON




RUSH
WITT &
WILSON



Floor 0 Building 1



Floor 1 Building 1



Floor 2 Building 1



Floor 0 Building 2



Approximate total area⁽¹⁾

2945.56 ft²

273.65 m²

Reduced headroom

253.07 ft²

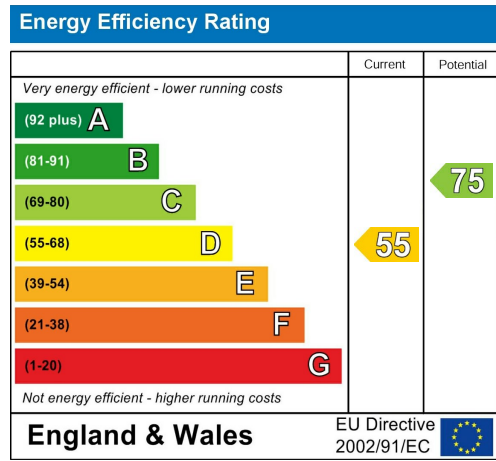

23.51 m²

(1) Excluding balconies and terraces

Reduced headroom
(below 1.5m/4.92ft)

While every attempt has been made to ensure accuracy, all measurements are approximate, not to scale. This floor plan is for illustrative purposes only.

GIRAFFE 360



**RUSH
WITT &
WILSON**

**Residential Estate Agents
Lettings & Property Management**



**Rother House Havelock Road
Hastings
East Sussex
TN34 1BP
Tel: 01424 442443
hastings@rushwittwilson.co.uk
www.rushwittwilson.co.uk**